




Impact of event scale-revised: A new analysis of its factor structure as applied to two Portuguese samples during the COVID-19 pandemic

Paulo Figueiredo ¹, Inês Simões¹, Sónia dos Santos², Olga Sousa Valentim ^{3,4,5} & Cristina de Sousa ^{6,7,8}

¹ *Atlântica – Instituto Universitário, Barcarena, Portugal*

² *Serviço de Nutrição e Dietética do Centro Hospitalar Universitário Lisboa Central, Portugal*

³ *Higher School of Nursing of Lisbon (ESEL), Lisboa, Portugal*

⁴ *CINTESIS@RISE – Nursing School of Porto (ESEP), Porto Portugal*

⁵ *Nursing Research, Innovation and Development Centre of Lisbon (CIDNUR), Lisboa, Portugal*

⁶ *Escola Superior de Saúde Atlântica, Barcarena, Portugal*

⁷ *CIEP-UE – Center for Research in Education and Psychology*

⁸ *ISEIT Almada, Instituto Piaget, Almada, Portugal*

Abstract: This study used the Portuguese version of the Impact of Event Scale-Revised (IES-R) to assess the risk of psychological disturbances associated with the COVID-19 pandemic in two independent samples of the Portuguese population. The psychometric characteristics of the scale were also assessed. Data was collected through an online survey and its internal consistency was examined. The internal consistency of the scale was high. Factor analysis found different dimensional structures for the scale in the two samples: a three-factor in the first sample and a four-factor structure in the second sample. The different factor structures confirmed the dependence of the results on the characteristics of the samples and the situation where it is applied. Despite these differences in structure, this study showed that the Portuguese version of the IES-R is a reliable tool to measure psychological distress associated with traumatic events such as the COVID-19 pandemic.

Keywords: *COVID-19; IES-R; Factor analysis; Psychometric properties.*

Coronavirus Disease 2019 (COVID-19), an infectious disease caused by the severe acute respiratory syndrome coronavirus 2 (SARS-CoV-2), led the World Health Organization (WHO) to declare it a public health emergency of international concern on January 30, 2020, and then to characterize the outbreak as a pandemic on March 11, 2020 (World Health Organization - Europe, 2022). To reduce transmission of the disease, authorities required physical distancing measures from the population, including confinement at home. Consequently, the affected countries suffered great challenges to public health, loss of life, and social disruption. The first cases of COVID-19 in Portugal were confirmed on March 2, 2020 (Direção-Geral da Saúde, 2020).

During previous outbreaks, such as the first SARS epidemic, the Influenza A virus, and the Middle East Respiratory Syndrome (MERS), adverse psychological responses were observed, both directly associated with the disease and due to the quarantine measures taken, in particular depressive, stress-, and anxiety-related symptoms (Nia et al., 2021; Paulino et al., 2021; Vanaken et al., 2020). These symptoms were common in health workers and people diagnosed with the diseases, and in some cases persisted over time (Vanaken et al., 2020).

COVID-19 led to similar concerns over mental health, particularly during the early stages of the disease. These concerns were associated with the sudden increase in cases, the stress imposed on healthcare providers, confinement measures, extensive media coverage, and poor health literacy. In fact, some studies reported trauma-related stress symptoms in people surveyed during the initial months of the pandemic (Hao et al., 2020; Li et al., 2020; Mertens et al., 2022; Qiu et al., 2020; C. Wang et al., 2020). Subsequent studies also acknowledged the impact of financial distress due to the slowdown of economic activities (Anoushiravani et al., 2020; Donthu & Gustafsson, 2020).

Thus, trauma-related stress symptoms seem to be an important aspect of the psychological impact of viral outbreaks and may persist over time (Australian Institute of Health and Welfare, 2022). Therefore, there is a need for early identification of negative psychological symptoms, particularly in vulnerable groups, such as those with pre-existing depressive and anxiety disorders. The monitoring of mental health

¹ Correspondence address: Paulo Figueiredo, Atlântica – Instituto Universitário E-mail: pfigueiredo@uatlantica.pt

issues across the general population can be a valuable tool to help cope with stress in a healthy way in cases of future pandemic situations, leading to more informed interventions.

The Impact of Event Scale-Revised (Weiss, 2004) has been used to investigate post-traumatic stress reactions in a variety of situations. The use of the scale to measure the psychological impact of the COVID-19 outbreak has been validated in several countries (Hao et al., 2020; Iftikhar et al., 2021; Nia et al., 2021; Park et al., 2021), including Portugal (Paulino et al., 2021).

The original Impact of Event Scale (IES) was created as a 15-item self-report questionnaire that assessed subjective distress related to a specific life event (Horowitz et al., 1979). The scale comprised seven items to measure Intrusion (intrusively experienced ideas, images, dissociative feelings, nightmares) and eight items to measure Avoidance (of ideas, feelings, situations).

In 2004, Weiss revised the IES and renamed it the Impact of Event Scale-Revised (IES-R). The IES-R includes one additional Intrusion item and six new items related to Hyperarousal (irritation, anger, difficulty sleeping) symptoms (Weiss, 2004).

The IES-R has been translated into numerous languages and validated in a variety of population groups and trauma situations, such as earthquake victims, abuse victims, hospital patients, and healthcare workers (Brunet et al., 2003; Morina et al., 2010; Sveen et al., 2010; L. Wang et al., 2011; Wu & Chan, 2003). It has also been applied in Portugal in several studies, including one on teenagers (Cunha et al., 2017); one on diabetic patients (Pedras et al., 2019); another on victims of domestic violence (Vieira et al., 2020), and another on the general population during the early stages of the COVID-19 pandemic (Paulino et al., 2021).

The latent structure of the IES-R seems to be affected by the cultural background of the sample, as well as the trauma situation considered and the intensity of the symptoms (Grassi et al., 2021; Park et al., 2021). Structures with one to four factors have been found by several authors. It has been suggested that a one-factor structure may reflect the existence of many individuals with a low level of symptoms (Weiss, 2004). A three-factor structure was common to several works, however. While some reflect the original three factors of the scale (Intrusion, Avoidance, Hyperarousal) (Craparo et al., 2013; Cunha et al., 2017), others replaced Hyperarousal by a Sleep disturbance factor (Park et al., 2021). A fourth factor (Numbness) was also introduced to explain some results (Vieira et al., 2020).

This study reports on the psychometric properties of the IES-R scale, using data from two parallel samples of the Portuguese population, immediately after the second period of confinement at home decreed by the government, due to the COVID-19 outbreak during the winter/spring 2021 (22 January to 4 April). The authors have no knowledge of the scale being previously used under such conditions. Using exploratory and confirmatory factor analysis, different factor structures were tested.

METHOD

Participants

This was a cross-sectional study conducted on the general Portuguese population. The data was collected through online surveys from April 5 to May 4, 2021, immediately after the end of the second period of confinement due to COVID-19 (January 22 to April 4). Recruitment was performed through email and social media advertisement, using the snowball technique, and the questionnaires were made available using the Google Forms platform.

Only respondents residing in Portugal with 18 or more years of age were considered. The study received approval from the university's ethics board (Atlântica Ethics Commission, references ATLÂNTICA/CE/Processo nº01/2021 and nº02/2021) and an informed consent was obtained from all participants before answering the questionnaire.

Measures

The Impact of Event Scale-Revised was part of two questionnaires used to assess possible associations between the psychological impact of the confinement and food behaviour, namely food addiction, administered from April 5 to 19, 2021 (dos Santos, 2021), and food choices, applied from April 19 to May 4, 2021 (Simões, 2021). In addition to the specific scales to evaluate food behaviours and the IES-R, the questionnaires also contained sections of general sociodemographic questions and some questions directly concerning COVID-19.

The IES-R is a 22-item self-reported questionnaire that is used to assess symptoms of post-traumatic stress disorder (PTSD), based on the criteria of the Diagnostic and Statistical Manual of Mental Disorders, Fourth Edition (American Psychiatric Association, 1994). The IES-R is divided into three subscales: Intrusion (8 items), Avoidance (8 items), and Hyperarousal (6 items) (Weiss, 2004). Each item is rated on a 5-point Likert scale, ranging from 0 (Not at all) to 4 (Extremely). The total score on the IES-R can range from 0 to 88, with higher scores indicating greater risk of PTSD symptoms. The scale is not a diagnostic tool, but is a reliable and valid measure of PTSD symptoms. The subscale scores are presented as the mean of the responses and may range from 0 to 4 for each construct (Weiss, 2004).

IES-R has been translated into Portuguese and used in a variety of settings, always showing good reliability (Cunha et al., 2017; Paulino et al., 2021; Pedras et al., 2019; Vieira et al., 2020). The translation used in the current study (Appendix) was taken from Monteiro (2011).

Data analysis procedures

Data was extracted from Google Forms and saved in an MS Excel file. General characteristics of the respondents were analysed by descriptive statistics and presented as percentages. IES-R total scores were calculated by adding the answers to all questions; scores for the Intrusion, Avoidance and Hyperarousal dimensions were obtained as means of the items comprising each subscale.

Skewness, kurtosis, and Shapiro-Wilk values were used to evaluate the normal distribution of the data. One-way ANOVA was used to search possible associations between sociodemographic characteristics and IES-R scores. Internal consistency of IES-R was determined using Cronbach's alpha, with 0.7 considered the cut-off value (Cho & Kim, 2015).

Construct validity of the IES-R scale, applied to the two samples, was evaluated using principal component analysis (PCA), exploratory factor analysis (EFA), and confirmatory factor analysis (CFA). EFA was performed using the minimum residual solution and oblimin and promax rotations. The Kaiser-Meyer-Olkin (KMO) test and the Bartlett's test of sphericity were applied to verify the adequacy of the sample to perform factor analysis. Items with loading values greater than 0.3 were considered appropriate, and those with communalities of less than 0.2 were excluded from EFA. The Root Mean Square of Error Approximation (RMSEA, ≤ 0.10), Tucker-Lewis Index (TLI, ≥ 0.90), and Standardized Root Mean Square Residual (SRMR, ≤ 0.08) were used to select among models in EFA (Hair et al., 2018). The Pearson correlation coefficient was used to investigate the extent of correlation for factor scores. The different domains should not be very highly correlated, as an indication that the subscales measured different psychological attributes (Craparo et al., 2013).

CFA was conducted using the maximum-likelihood method, and the RMSEA, TLI, and Comparative Fit Index (CFI, ≥ 0.90) indices were used to assess goodness of fit (Hair et al., 2018; Kline, 2016).

Data was analysed with a 95 % confidence level, using R 4.2.1 (R Core Team, 2022). The packages psych (Revelle, 2022) and lavaan (Rosseel, 2012) were used to perform factor analysis.

RESULTS

Sociodemographic variables

Two online questionnaires were administered, both containing sociodemographic questions and the items from the IES-R scale. The first sample, collected between April 5 and 19, 2021, consisted of 338 individuals, and the second sample, collected between April 19 and May 4, 2021, had 207 respondents. According to the literature, to statistically test the reliability and validity of a tool, the sample size should be at least five times the number of items, which in the present case is $22 \times 5 = 110$ (Tabachnick & Fidell, 2018). Additionally, to perform factor analysis, the sample size should be at least 200 (MacCallum et al., 1999). Therefore, both samples met the criteria.

Respondents were predominantly female in both samples (Table 1). The skewness, kurtosis, and Shapiro-Wilk test values indicated that neither sample presented a normal distribution. However, the sample sizes were large enough to justify the use of parametric statistical tests.

Table 1. Participant's characterization

Characteristic		Sample 1 (n = 338)	Sample 2 (n = 207)
Sex/%	Female	76.0	73.9
	Male	24.0	26.1
Age/%	< 20	2.4	2.9
	20-29	18.3	19.3
	30-39	20.1	16.9
	40-49	24.9	25.1
	50-59	18.9	17.4
	60-69	10.4	14.0
	70-79	4.7	3.9
	> 79	0.3	0.5
Education	Health related	31.4	29.0
	Non-health related	68.6	71.0

Impact of Event Scale-Revised Scores

The IES-R scoring criteria have been applied slightly differently by several authors. This study adopted the division of the score into three categories: 24 or more points indicates a mild psychological impact; 33 or more points is considered the cut-off corresponding to moderate impact and a high risk of PTSD diagnosis; more than 37 points indicates changes to the immune system (Craparo et al., 2013). The first sample had an average score of 20.5 (± 15.6), while the second sample had a score of 20.7 (± 14.9). However, 70 individuals (20.1 %) in sample 1 and 41 respondents (19.8 %) in sample 2 had scores of 33 or higher. A one-way ANOVA showed a significant association between high scores on the IES-R and isolation, or quarantine situations experienced by members of both samples.

The average scores for each of the three subscales are presented in Table 2. All values were between 0.9 and 1.0, indicating a low score for every construct and no substantial differences between them.

Table 2. Subscale scores on the IES-R

Subscale	Sample 1 (<i>n</i> = 338)	Sample 2 (<i>n</i> = 207)
Intrusion (Mean \pm SD)	1.0 \pm 0.8	1.0 \pm 0.7
Avoidance (Mean \pm SD)	0.9 \pm 0.7	0.9 \pm 0.7
Hyperarousal (Mean \pm SD)	0.9 \pm 0.8	1.0 \pm 0.8

Reliability of the IES-R Scale

Cronbach's alpha was used to assess the internal consistency of the scale applied to the two samples, and yielded good values on both: 0.95 on the first and 0.94 on the second. The values calculated for the three subscales were also acceptable: 0.91 for Intrusion in sample 1 and 0.88 in sample 2; 0.85 for Avoidance in the first sample and 0.87 in the second; 0.87 for Hyperarousal in sample 1 and 0.86 in sample 2.

Principal Component Analysis

Bartlett's test of sphericity was significant in both samples ($p < 0.001$) indicating a significant correlation between items. The KMO measure of sampling adequacy was 0.96 (all items above 0.90) for sample 1 and 0.93 (all items > 0.84) for sample 2, meaning that the items shared sufficient variance to justify factor analysis (Hair et al., 2018). Pearson correlations between the three subscales yielded significant but not very high values, suggesting that they measure different dimensions. Higher correlation values were found between Intrusion and Hyperarousal items in both samples. The existence of correlation between factors supported the use of oblique rotation procedures (promax criterion).

Performing a PCA on both samples and analysing the respective scree plots, as well as applying the Kaiser criterion of retaining only components whose eigenvalues were greater than 1.0, gave an indication of the existence of three components for both samples. These three components explained 61.0 % and 60.5 % of the total variance, respectively in sample 1 and sample 2. As the first components accounted for 50.2 % and 46.6 % of total variance, the possibility of a unidimensional scale was also considered. In fact, the one-dimensionality test of the psych package (Revelle, 2022) provided values of 0.94 and 0.91 for samples 1 and 2 respectively, which are considered high.

Thus, it was decided to test the validity of solutions with several factor structures by means of exploratory factor analysis.

Exploratory Factor Analysis

Minimum residual exploratory factor analysis was performed with oblimin or promax rotations to test one- to four-factor solutions. The results obtained with both rotation methods were very similar. Using promax rotation, a 3-factor solution provided better fit indices (SRMR = 0.03, TLI = 0.91, RMSEA = 0.07) in sample 1, while sample 2 suggested a better fit with a 4-factor solution (SRMR = 0.03, TLI = 0.91, RMSEA = 0.07). In sample 1, the correlations between factors in the 3-factor model were below 0.7. However, questions 5, 7, 17, and 21 (see Appendix) had a complexity of around 2 and similar loads in two of the factors. Moreover, no item loaded on factor 3. If questions 5, 7, and 17 (Avoidance items on the original scale) and 21 (Hyperarousal) were not retained, a 3-factor structure (Figure 1, left), with only items 2 and 15 loading on factor 3, presented a slightly better fit than the one with 2 factors (SRMR = 0.03, TLI = 0.92, RMSEA = 0.07).

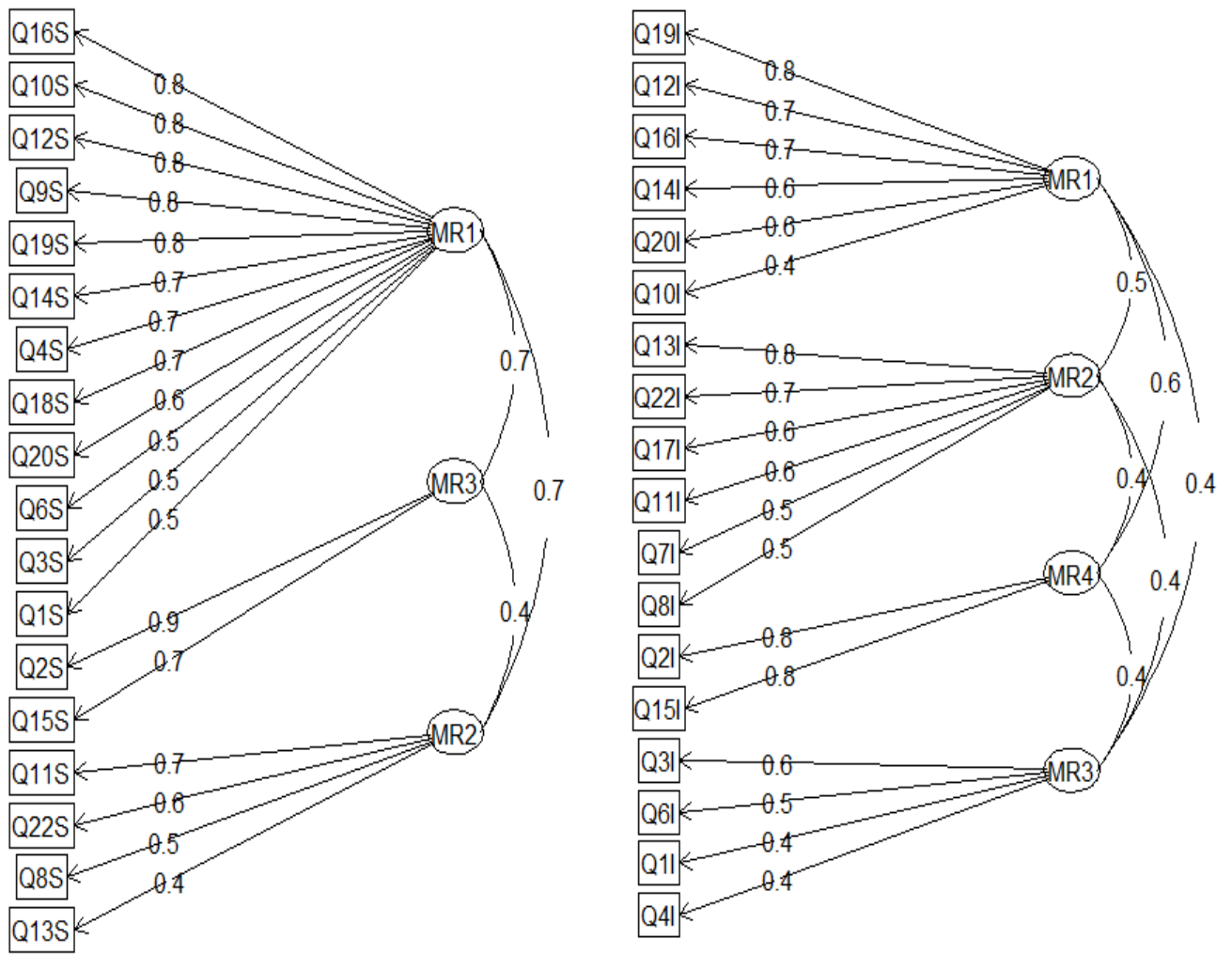


Figure 1. EFA Factor Structure of IES-R. Left: Sample 1 (items 5, 7, 17, and 21 excluded); Right: Sample 2 (items 5, 9, 18, and 21 excluded).

For sample 2, correlations between factors were also below 0.7. Questions 5, 9, 18, and 21 had complexities around 2 and questions 1, 5, 9, 18, and 21 had similar loads on two factors. Removing items 5 (Avoidance), 9 (Intrusion), 18, and 21 (Hyperarousal), EFA delivered a better fit for a 4-factor solution (Figure 1, right), with slightly better indices than the ones found for the 22-item scale (SRMR = 0.03, TLI = 0.93, RMSEA = 0.07).

The retained items, in both samples, produced good communality and uniqueness values and satisfactory loadings on a single dimension (Table 3). Correlations between factors and between factors and the observed data (Table 4) were all significant ($p < 0.05$). The values of correlation between factors suggest that, in both samples, each dimension measured a different construct. On the other hand, the reasonably high correlations found are in accordance with the low level of symptoms determined in both samples.

Table 3. Loadings extracted from exploratory factor analysis on the IES-R

Items	Factor loadings	
	Sample 1 (n = 338)	Sample 2 (n = 207)
1. Any reminder brought back feelings about it.	0.53 (I)	0.45 (H)
2. I had trouble staying asleep.	0.92 (S)	0.83 (S)
3. Other things kept making me think about it.	0.54 (I)	0.60 (H)
4. I felt irritable and angry.	0.71 (I)	0.44 (H)
5. I avoided letting myself get upset when I thought about it or was reminded of it.	Excluded	Excluded
6. I thought about it when I didn't mean to.	0.55 (I)	0.54 (H)
7. I felt as if it hadn't happened or wasn't real.	Excluded	0.51 (A)
8. I stayed away from reminders about it.	0.52 (A)	0.50 (A)
9. Pictures about it popped into my mind.	0.78 (I)	Excluded
10. I was jumpy and easily started.	0.82 (I)	0.43 (I)
11. I tried not to think about it.	0.68 (A)	0.59 (A)
12. I was aware that I still had a lot of feelings about it, but I didn't deal with them.	0.82 (I)	0.67 (I)
13. My feelings about it were kind of numb.	0.44 (A)	0.83 (A)
14. I found myself acting or feeling like I was back at that time.	0.71 (I)	0.57 (I)
15. I had trouble falling asleep.	0.70 (S)	0.81 (S)
16. I had waves of strong feelings about it.	0.84 (I)	0.66 (I)
17. I tried to remove it from my memory.	Excluded	0.64 (A)
18. I had trouble concentrating.	0.70 (I)	Excluded
19. Reminders of it caused me to have physical reactions, such as sweating, trouble breathing, nausea, or a pounding heart.	0.76 (I)	0.79 (I)
20. I had dreams about it.	0.56 (I)	0.57 (I)
21. I felt watchful and on guard.	Excluded	Excluded
22. I tried not to talk about it.	0.57 (A)	0.65 (A)

Note. In parenthesis tentative construct attribution: I – intrusion; A – avoidance; H – Hyperarousal; S – sleep disturbance.

Table 4. Subscale scores on the IES-R

Factors	Sample 1 (n = 338)	Sample 2 (n = 207)
F1 (I) – F2 (A)	0.66	0.53
F1 (I) – F3 (S)	0.73	-
F2 (A) – F3 (S)	0.44	-
F1 (I) – F3 (H)	-	0.43
F1 (I) – F4 (S)	-	0.58
F2 (A) – F3 (H)	-	0.40
F2 (A) – F4 (S)	-	0.36
F3 (H) – F4 (S)	-	0.39
I – Total	0.97	0.95
A – Total	0.88	0.92
H – Total	-	0.89
S – Total	0.95	0.95

Note. In parenthesis tentative construct attribution: I – intrusion; A – avoidance; H – Hyperarousal; S –sleep disturbance.

Confirmatory Factor Analysis

Maximum likelihood CFA was performed on the data from both samples, based on the results provided by EFA. For sample 1, three models were tested, all with correlated factors: 1) two factors with all 22 items; 2) two factors without items 5, 7, 17, and 21; 3) three factors without items 5, 7, 17, and 21. Model 3 (Figure

2, top) with three factors provided the best fit, with CFI = 0.94, TLI = 0.93, and RMSEA = 0.07. Considering the EFA results, models with three and four factors were evaluated for sample 2, excluding items 5, 9, 18, and 21. The four-factor model (Figure 2, bottom) provided the best fit, with CFI = 0.92, TLI = 0.91, and RMSEA = 0.08.

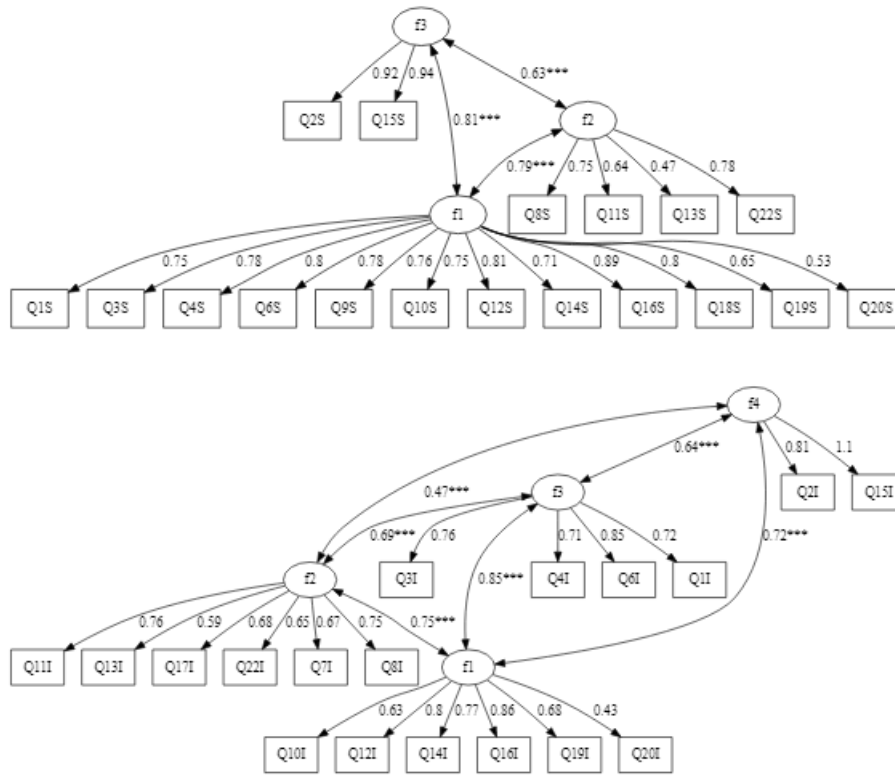


Figure 2. CFA Factor Structure of IES-R. Top: Sample 1 (items 5, 7, 17, and 21 excluded); Bottom: Sample 2 (items 5, 9, 18, and 21 excluded).

DISCUSSION

Psychological disturbances during the COVID-19 confinement

The two samples of respondents could not be considered representative of the Portuguese population, as they presented considerable differences in sex, age, and education (Pordata, 2021). Thus, the scores obtained on the IES-R are to be interpreted as indicative only.

Most respondents presented low scores on the whole scale and also on the three subscales, suggesting that the confinement due to COVID-19 was not a very traumatic event for them. However, both samples presented approximately 20 % of individuals with total scores of at least 33, indicating a moderate risk of a PTSD diagnosis. Since this is a cross-sectional study, no causality with the confinement could be ascertained. However, other authors have already mentioned the existence of stress-related disorders during the pandemic (Ifthikar et al., 2021; Khan et al., 2020; Zhang & Ma, 2020). Moreover, the association found, by means of a one-way ANOVA, between isolation or quarantine periods suffered by the respondents and higher scores on the IES-R, suggests such a causal relationship.

In line with previous results, no significant association was found between psychological impact and age (Paulino et al., 2021; Vieira et al., 2020; Zhang & Ma, 2020). Moreover, contrary to other studies that have found females to be more susceptible to developing PTSD when exposed to traumatic events than men (Ifthikar et al., 2021; Paulino et al., 2021), no significant association was observed between IES-R score and sex. However, this result may be masked due to an overrepresentation of female respondents.

Reliability and factor structure of the IES-R

Similarly to other studies (Craparo et al., 2013; Nia et al., 2021; Park et al., 2021; Paulino et al., 2021), the scale showed good internal consistency, with Cronbach’s alpha values ranging from 0.85 to 0.91 for the

three constructs and 0.94, and 0.95 for the whole scale in both samples. Thus, the IES-R can be regarded as a reliable tool to measure the psychological impact of the confinement due to COVID-19.

After performing EFA and CFA, the best fits for the data collected with the two samples provided different factor structures for the IES-R: a 3-factor structure for sample 1 and a 4-factor structure for sample 2. In both cases, the model structures only attained good fits after removing some items from the original questionnaire. In sample 1, questions 5, 7, 17 (Avoidance on the original scale), and 21 (Hyperarousal) were eliminated; and in sample 2, questions 5 (Avoidance), 9 (Intrusion), 18, and 21 (Hyperarousal) were excluded.

Item 5, which was removed in both samples to achieve better fits for the factor structures, was originally classified as an Avoidance item (Weiss, 2004). It was also excluded by other authors (Craparo et al., 2013; Vieira et al., 2020) or classified as Intrusion (Park et al., 2021). The initial part of the phrase may be associated with Avoidance, but the latter part, "...reminded of the event" (Appendix), may be perceived as Intrusion by some respondents, thus affecting the factor structure.

Item 12, associated with the Avoidance construct on the original work, has a fairly complex internal psychological process concept. It may not be easily comprehensible to all respondents and has been associated with both Intrusion and Hyperarousal items throughout (Craparo et al., 2013; Weiss, 2004). In the present work, it loads on the first factor, for both samples, together with Intrusion and a few Hyperarousal items.

Item 19, starting with "Reminders of it...", also loaded together with most Intrusion items, not into a Hyperarousal factor, as in the original structure. In both samples, the average score on this item was rather low (0.5), indicating that noticeable physical reactions (sweating, etc.) were low among the respondents.

After the above-mentioned items were excluded, the results of the EFA explained 57 % of the total variance in sample 1 and 59 % in sample 2. This was in line with the 59.22 % obtained in a study also related to the COVID-19 pandemic in Iran (Nia et al., 2021). In sample 1, the first factor consisted of 12 items, the second contained 4 items, and the third only 2 items. The first factor consisted of 7 items originally identified as belonging to the Intrusion construct (Weiss, 2004): items 4 and 19, originally associated with Hyperarousal, but also identified as Intrusion by Lim et al. (2009); items 10 and 18 (originally classified as Hyperarousal); and item 12, usually classified as Avoidance, but also as Intrusion and Hyperarousal (Craparo et al., 2013). This factor was thus called Intrusion (Table 3).

Factor two only consisted of items typically associated with the Avoidance construct and was designated as such. The third factor contained only items 2 and 15, both associated with sleep, and was termed Sleep disturbance. The mixing of items originally identified as Intrusion and Hyperarousal in a single factor may be further supported by the high Pearson correlation values found (0.88 for sample 1 and 0.85 for sample 2) between those two subscales if their original items were considered. Comparable combinations of items were also found by other authors (Asukai et al., 2002; Báguena Puigcerver et al., 2001; Brunet et al., 2003), and a very similar factor structure was previously reported when studying traumatic events on a sample of police officers (Weiss, 2004).

For sample 2 (Table 3), the first of the four factors found comprised six items, with three usually associated with the Intrusion construct: item 19, identified as Hyperarousal or Intrusion (see above); item 10 (originally Hyperarousal); and item 12, classified originally as Avoidance. To be consistent with the choice for sample 1, this factor was called Intrusion. The second factor consisted of six of the items originally associated with Avoidance, thus maintaining that designation. Factor three contained items 1, 3, and 6, usually classified as Intrusion, and item 4, identified as Hyperarousal or Intrusion (see above). Those items concerned sensations or symptoms caused by remembering the event, and this factor was thus designated as Hyperarousal. Finally, factor four consisted of only items 2 and 15, as with sample 1, and was also named Sleep disturbance.

An autonomous Hyperarousal factor was not statistically confirmed on one of the samples and is not clearly defined on the other. Its items loaded together with Intrusion items, as already shown in other studies (Park et al., 2021; Vieira et al., 2020). It seems that there is some shared perception between intrusive thoughts and physiologic reactions, since both can be felt as involuntary and uncontrollable experiences (Vieira et al., 2020). It was also suggested that questions starting with "I felt" may be perceived as symptoms, influencing the results of factor analysis (Park et al., 2021). Items 2 and 15, both related to sleep, were classified into an independent factor, Sleep disturbance, the existence of which was already corroborated by other authors (Eun et al., 2005; Park et al., 2021; Weiss, 2004).

Sleep disturbance in healthcare workers associated with the COVID-19 pandemic have been reported (Marvaldi et al., 2021; Park et al., 2021), and since the two samples participating in the present study contained approximately 30 % of individuals with health-related education, our results may be further indication that the characteristics of traumatic symptoms reflect occupational backgrounds.

It has been previously stated that the time elapsed between responding to the questionnaire and the traumatic event may affect the quality of the answers (Horowitz et al., 1979; Weiss, 2004). Therefore, the

2-week interval between data collection for the two samples may also have impacted on the different structures found.

Furthermore, the difficulty in establishing a clear factor structure for the IES-R may reflect the absence of a direct connection between the items of the scale and the DSM-5 (American Psychiatric Association, 2013) diagnostic criteria for PTSD.

The inconsistencies showed here, as in other studies, regarding the factor structure of the IES-R, may be due, in part, to the nature of the samples and the particular traumatic event considered. The low score presented by most participants, meaning low symptomatology, is usually associated with a unidimensional structure and higher subscale intercorrelations (Weiss, 2004), which was not found with either of the samples studied here. Researchers need to carefully consider the characteristics of the sample (occupational and cultural backgrounds) when applying and interpreting the results of the IES-R (Park et al., 2021).

However, the present study, which was the first to apply the IES-R scale in Portugal to people who underwent a long confinement due to a pandemic, showed that the Portuguese version of the scale has good psychometric properties and could be used as a tool to measure psychological distress associated with traumatic situations like the COVID-19 pandemic. It could also assist in the definition of early interventions to deal with such distress.

REFERENCES

- American Psychiatric Association. (1994). *DSM - IV - Diagnostic and Statistical Manual of Mental Disorders*. American Psychiatric Association.
- American Psychiatric Association. (2013). *DSM-5. Diagnostic and Statistical Manual of Mental Disorders*. American Psychiatric Publishing.
- Anoushiravani, A. A., O'Connor, C. M., Dicaprio, M. R., & Iorio, R. (2020). Economic Impacts of the COVID-19 Crisis: An Orthopaedic Perspective. In *Journal of Bone and Joint Surgery* (Vol. 102, Issue 11, pp. 937–941). Lippincott Williams and Wilkins. <https://doi.org/10.2106/JBJS.20.00557>
- Asukai, N., Kato, H., Kawamura, N., Kim, Y., Yamamoto, K., Kishimoto, J., Miyake, Y., & Nishizono-Maher, A. (2002). Reliability and Validity of the Japanese-Language Version of the Impact of Event Scale-Revised (IES-R-J): Four Studies of Different Traumatic Events. *Journal of Nervous and Mental Disease*, *190*, 175–182. https://journals.lww.com/jonmd/Abstract/2002/03000/RELIABILIGY_AND_VALIDITY_OF_THE_JAPANES_E_LANGUAGE.6.aspx
- Australian Institute of Health and Welfare. (2022, July). *Mental health services in Australia: Stress and trauma*. Mental Health Services in Australia. <https://www.aihw.gov.au/reports/mental-health-services/stress-and-trauma>
- Báguena Puigcerver, M. J., Villarroja Soler, E., Beleña Mateo, M. A., Roldan Badia, M. C., & Reig, R. (2001). Propiedades psicométricas de la versión española de la escala revisada de impacto del estresor (eier). *Análisis y Modificación de Conducta*, *27*(114), 581–604. <https://dialnet.unirioja.es/servlet/articulo?codigo=7061433&info=resumen&idioma=SPA>
- Brunet, A., St-Hilaire, A., Jehel, L., & King, S. (2003). Validation of a French Version of the Impact of Event Scale-Revised. *Canadian Journal of Psychiatry*, *48*, 56–61.
- Cho, E., & Kim, S. (2015). Cronbach's Coefficient Alpha: Well Known but Poorly Understood. *Organizational Research Methods*, *18*(2), 207–230. <https://doi.org/10.1177/1094428114555994>
- Craparo, G., Faraci, P., Rotondo, G., & Gori, A. (2013). The Impact of Event Scale - Revised: Psychometric properties of the Italian version in a sample of flood victims. *Neuropsychiatric Disease and Treatment*, *9*, 1427–1432. <https://doi.org/10.2147/NDT.S51793>
- Cunha, M. I. V. A., De Jesus Xavier, A. M., De Miranda Zagalo, S., & De Matos, M. S. A. A. (2017). Avaliação do impacto de acontecimentos traumáticos na adolescência: validação da Impact of Event Scale-Revised. *Estudos De Psicologia*, *34*(2), 249–260. <https://doi.org/10.1590/1982-02752017000200006>
- Direção-Geral da Saúde (2020). *Infeção por novo coronavírus (COVID-19) em PORTUGAL - Relatório de Situação nº 091 (01/06/2020)*. <https://www.dgs.pt/em-destaque/relatorio-de-situacao-n-091-01062020-pdf.aspx>
- Donthu, N., & Gustafsson, A. (2020). Effects of COVID-19 on business and research. In *Journal of Business Research* (Vol. 117, pp. 284–289). Elsevier Inc. <https://doi.org/10.1016/j.jbusres.2020.06.008>
- dos Santos, S. (2021). *Relação entre trauma causado pelo confinamento por motivo da COVID-19 e a existência de compulsão alimentar* [BSc Thesis]. Atlântica - Instituto Universitário.
- Eun, H. J., Kwon, T. W., Lee, S. M., Kim, T. H., Choi, M. R., & Cho, S. J. (2005). A Study on Reliability and Validity of the Korean Version of Impact of Event Scale-Revised. *Journal of Korean Neuropsychiatric Association*, *44*(3), 303–310. <https://doi.org/10.4306/JKNPA.2005.44.3.303>

- Grassi, M., Pellizzoni, S., Vuch, M., Apuzzo, G. M., Agostini, T., & Murgia, M. (2021). Psychometric Properties of the Syrian Arabic Version of the Impact of Event Scale–Revised in the Context of the Syrian Refugee Crisis. *Journal of Traumatic Stress, 34*(4), 880–888. <https://doi.org/10.1002/JTS.22667>
- Hair, J. F., Babin, B. J., Anderson, R. E., & Black, W. C. (2018). *Multivariate Data Analysis* (8th edition). Cengage.
- Hao, F., Tan, W., Jiang, L., Zhang, L., Zhao, X., Zou, Y., Hu, Y., Luo, X., Jiang, X., McIntyre, R. S., Tran, B., Sun, J., Zhang, Z., Ho, R., Ho, C., & Tam, W. (2020). Do psychiatric patients experience more psychiatric symptoms during COVID-19 pandemic and lockdown? A case-control study with service and research implications for immunopsychiatry. *Brain, Behavior, and Immunity, 87*, 100–106. <https://doi.org/10.1016/j.bbi.2020.04.069>
- Horowitz, M., Wilner, N., Ba, W., & Alvarez, M. A. (1979). Impact of Event Scale: A Measure of Subjective Stress. *Psychosomatic Medicine, 41*, 209–218.
- Iftikhar, Z., Fakhir, S. S., Johnson, S., & Alex, J. (2021). Post-traumatic stress disorder following COVID-19 pandemic among medical students in Riyadh: a cross-sectional study. *Middle East Current Psychiatry, 28*. <https://doi.org/10.1186/s43045-021-00127-3>
- Khan, A. H., Sultana, M. S., Hossain, S., Hasan, M. T., Ahmed, H. U., & Sikder, M. T. (2020). The impact of COVID-19 pandemic on mental health & wellbeing among home-quarantined Bangladeshi students: A cross-sectional pilot study. *Journal of Affective Disorders, 277*, 121–128. <https://doi.org/10.1016/j.JAD.2020.07.135>
- Kline, R. B. (2016). *Principles and Practice of Structural Equation Modeling* (D. A. Kenny & T. D. Little, Eds.; 4th edition). The Guilford Press. https://books.google.de/books?hl=de&lr=&id=Q61ECgAAQBAJ&oi=fnd&pg=PP1&dq=kline+2015+sem&ots=jFjg0uwanh&sig=IGqNsLCD7-r6SJpeh2MxR_Ppt84#v=onepage&q=kline+2015+sem&f=false
- Li, S., Wang, Y., Xue, J., Zhao, N., & Zhu, T. (2020). The impact of covid-19 epidemic declaration on psychological consequences: A study on active weibo users. *International Journal of Environmental Research and Public Health, 17*, 2032. <https://doi.org/10.3390/IJERPH17062032>
- Lim, H. K., Woo, J. M., Kim, T. S., Kim, T. H., Choi, K. S., Chung, S. K., Chee, I. S., Lee, K. U., Paik, K. C., Seo, H. J., Kim, W., Jin, B., & Chae, J. H. (2009). Reliability and validity of the Korean version of the Impact of Event Scale–Revised. *Comprehensive Psychiatry, 50*(4), 385–390. <https://doi.org/10.1016/J.COMPPSYCH.2008.09.011>
- MacCallum, R. C., Widaman, K. F., Zhang, S., & Hong, S. (1999). Sample size in factor analysis. *Psychological Methods, 4*(1), 84–99. <https://doi.org/10.1037/1082-989X.4.1.84>
- Marvaldi, M., Mallet, J., Dubertret, C., Moro, M. R., & Guessoum, S. B. (2021). Anxiety, depression, trauma-related, and sleep disorders among healthcare workers during the COVID-19 pandemic: A systematic review and meta-analysis. *Neuroscience and Behavioral Reviews, 126*, 252–264.
- Mertens, E., Sagastume, D., Sorić, T., Brodić, I., Dolanc, I., Jonjić, A., Delale, E. A., Mavar, M., Missoni, S., Čoklo, M., & Peñalvo, J. L. (2022). Food Choice Motives and COVID-19 in Belgium. *Foods, 11*(6), 842. <https://doi.org/10.3390/FOODS11060842>
- Monteiro, M. J. F. B. (2011). *Validação da escala de impacto de acontecimentos-revista (IES-R)* [MSc Thesis]. Instituto Superior de Ciências de Saúde - Norte.
- Morina, N., Böhme, H. F., Ajdukovic, D., Bogic, M., Franciskovic, T., Galeazzi, G. M., Kucukalic, A., Lecic-Tosevski, D., Popovski, M., Schützwohl, M., Stangier, U., & Priebe, S. (2010). The structure of post-traumatic stress symptoms in survivors of war: Confirmatory factor analyses of the Impact of Event Scale—Revised. *Journal of Anxiety Disorders, 24*, 606–611. <https://doi.org/10.1016/J.JANXDIS.2010.04.001>
- Nia, H. S., Kaur, H., Fomani, F. K., Rahmatpour, P., Kaveh, O., Pahlevan Sharif, S., Venugopal, A. V., & Hosseini, L. (2021). Psychometric Properties of the Impact of Events Scale-Revised (IES-R) Among General Iranian Population During the COVID-19 Pandemic. *Frontiers in Psychiatry, 12*, 692498. <https://doi.org/10.3389/fpsy.2021.692498>
- Park, Y. S., Park, K. H., & Lee, J. (2021). Validation of the korean version of impact of event scale—Revised (IES-R) in korean nurses during the COVID-19 pandemic. *International Journal of Environmental Research and Public Health, 18*(21), 11311. <https://doi.org/10.3390/ijerph182111311>
- Paulino, M., Dumas-Diniz, R., Brissos, S., Brites, R., Alho, L., Simões, M. R., & Silva, C. F. (2021). COVID-19 in Portugal: exploring the immediate psychological impact on the general population. *Psychology, Health and Medicine, 26*(1), 44–55. <https://doi.org/10.1080/13548506.2020.1808236>
- Pedras, S., Preto, I., Carvalho, R., & Graça Pereira, M. (2019). Traumatic stress symptoms following a lower limb amputation in diabetic patients: a longitudinal study. *Psychology and Health, 34*(5), 535–549. <https://doi.org/10.1080/08870446.2018.1545907>

- Pordata. (2021). *População. Base de Dados Portugal Contemporâneo*. <https://www.pordata.pt/Tema/Portugal/População-1>
- Qiu, J., Shen, B., Zhao, M., Wang, Z., Xie, B., & Xu, Y. (2020). A nationwide survey of psychological distress among Chinese people in the COVID-19 epidemic: implications and policy recommendations. *General Psychiatry, 33*, 100213. <https://doi.org/10.1136/gpsych-2020-100213>
- R Core Team. (2022). A language and environment for statistical computing. In *Vienna, Austria*.
- Revelle, W. (2022). *psych: Procedures for Psychological, Psychometric, and Personality Research* (R package version 2.2.5). Northwestern University. <https://CRAN.R-project.org/package=psych>
- Rosseel, Y. (2012). lavaan: An R Package for Structural Equation Modeling. *Journal of Statistical Software, 48*, 1–36. <https://doi.org/10.18637/JSS.V048.I02>
- Simões, I. (2021). *Relação entre trauma causado pelo confinamento por motivo da COVID-19 e as escolhas alimentares*.
- Sveen, J., Low, A., Dyster-Aas, J., Ekselius, L., Willebrand, M., & Gerdin, B. (2010). Validation of a Swedish version of the Impact of Event Scale-Revised (IES-R) in patients with burns. *Journal of Anxiety Disorders, 24*, 618–622. <https://doi.org/10.1016/J.JANXDIS.2010.03.021>
- Tabachnick, B. G., & Fidell, L. S. (2018). *Using Multivariate Statistics* (7th ed.). Pearson.
- Vanaken, L., Scheveneels, S., Belmans, E., & Hermans, D. (2020). Validation of the Impact of Event Scale With Modifications for COVID-19 (IES-COVID19). *Frontiers in Psychiatry, 11*, 738. <https://doi.org/10.3389/fpsy.2020.00738>
- Vieira, C. P., Paixão, R., Tomás da Silva, J., & Testa Vicente, H. (2020). Versão portuguesa da Impact of Event Scale - Revised (IES-R). *Psique, XVI*, 24–43. <https://doi.org/10.26619/2183-4806.XVI.1.2>
- Wang, C., Pan, R., Wan, X., Tan, Y., Xu, L., Ho, C. S., & Ho, R. C. (2020). Immediate Psychological Responses and Associated Factors during the Initial Stage of the 2019 Coronavirus Disease (COVID-19) Epidemic among the General Population in China. *Int. J. Environ. Res. Public Health, 17*, 1729. <https://doi.org/10.3390/ijerph17051729>
- Wang, L., Zhang, J., Shi, Z., Zhou, M., Huang, D., & Liu, P. (2011). Confirmatory factor analysis of posttraumatic stress symptoms assessed by the Impact of Event Scale-Revised in Chinese earthquake victims: Examining factor structure and its stability across sex. *Journal of Anxiety Disorders, 25*, 369–375. <https://doi.org/10.1016/J.JANXDIS.2010.10.011>
- Weiss, D. S. (2004). The Impact of Event Scale-Revised. In J. P. Wilson & T. M. Keane (Eds.), *Assessing psychological trauma and PTSD* (2nd ed., pp. 168–189). The Guilford Press.
- World Health Organization - Europe. (2022). *Coronavirus disease (COVID-19) pandemic*. <https://www.who.int/europe/emergencies/situations/covid-19>
- Wu, K. K., & Chan, K. S. (2003). The development of the Chinese version of Impact of Event Scale – Revised (CIES-R). *Social Psychiatry and Psychiatric Epidemiology, 38*, 94–98. <https://doi.org/10.1007/S00127-003-0611-X>
- Zhang, Y., & Ma, Z. F. (2020). Impact of the COVID-19 Pandemic on Mental Health and Quality of Life among Local Residents in Liaoning Province, China: A Cross-Sectional Study. *International Journal of Environmental Research and Public Health, 17*, 2381. <https://doi.org/10.3390/IJERPH17072381>

CRedit AUTHORSHIP CONTRIBUTION STATEMENT

Paulo Figueiredo: Conceptualization; Formal analysis; Methodology; Project administration; Supervision; Validation; Writing – Original Draft; Writing – Review & Editing. **Inês Simões:** Investigation; Methodology. **Sónia dos Santos:** Investigation; Methodology. **Olga de Sousa Valentim:** Validation; Writing – Review & Editing. **Cristina de Sousa:** Validation; Writing – Review & Editing.

ACKNOWLEDGMENTS

The authors are grateful to the participants for their valuable contribution to this study.

History of the manuscript

Received	15/06/2023
Accepted	14/02/2024
Published (online)	-
Published	30/06/2024